



QUINTET
PRIVATE BANK

NEW HORIZONS

PRIVATE MARKETS & HEDGE FUNDS

2025 ALTERNATIVES OUTLOOK

Executive Summary

As we enter 2025, alternative investments face a transformative landscape shaped by evolving monetary policy, technological innovation, shifting investor preferences and democratised access for retail investors.

Private Markets have a role to play in strategic asset allocation with a focus on robust portfolio construction tailored to client preferences and outcomes. We recommend a target allocation of 15% in balanced risk profiles.

Private Equity experienced a recovery in 2024 with increased deal activity. We are positive for 2025 with favourable conditions, such as lower interest rates and narrower credit spreads. We expect more exits to occur because price expectations between buyers and sellers are becoming more aligned.

Private Credit emerges as a dominant force, with projected asset-under-management growth of 12-15% driven by bank retrenchment and attractive yields. High borrowing demand and reduced traditional liquidity have enhanced private lenders' terms and prioritised protection.

Private Infrastructure investments gain momentum in 2025 from global decarbonisation initiatives and AI-driven modernisation needs. The world will face a large funding gap for infrastructure leading to opportunities for private capital to step in and fill the gap.

Real Estate is more nuanced into 2025 with some opportunities emerging as office markets undergo structural transformation. Long term, lower rates should support some signs of improvement in the sector.

Hedge Funds have shown a strong performance in 2024 and are expected to continue to play their defensive role in portfolios for 2025. We are holding a portfolio which will act as a diversifier should we encounter market volatility over the next year in our traditional portfolios.



2025 OUTLOOK

WHERE WE'RE HEADING

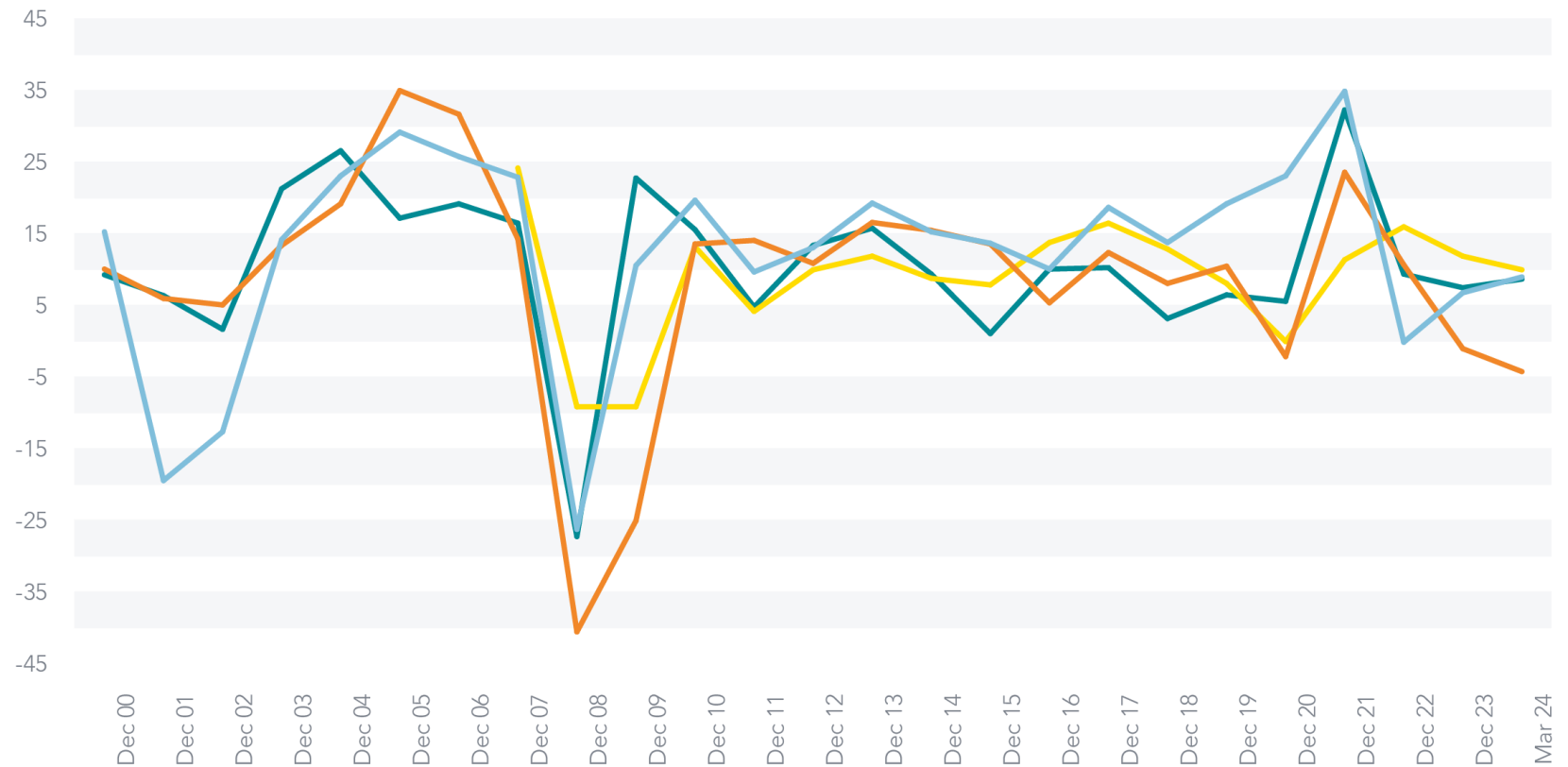
2024: resilience and recovery

Hedge Funds navigated 2024's volatile markets with relative agility, while private markets experienced a slowdown in deal activity, accompanied by a decline in valuations, which we anticipate to recover in 2025.

Key:

- Private Equity
- Real Estate
- Infrastructure
- Private Debt

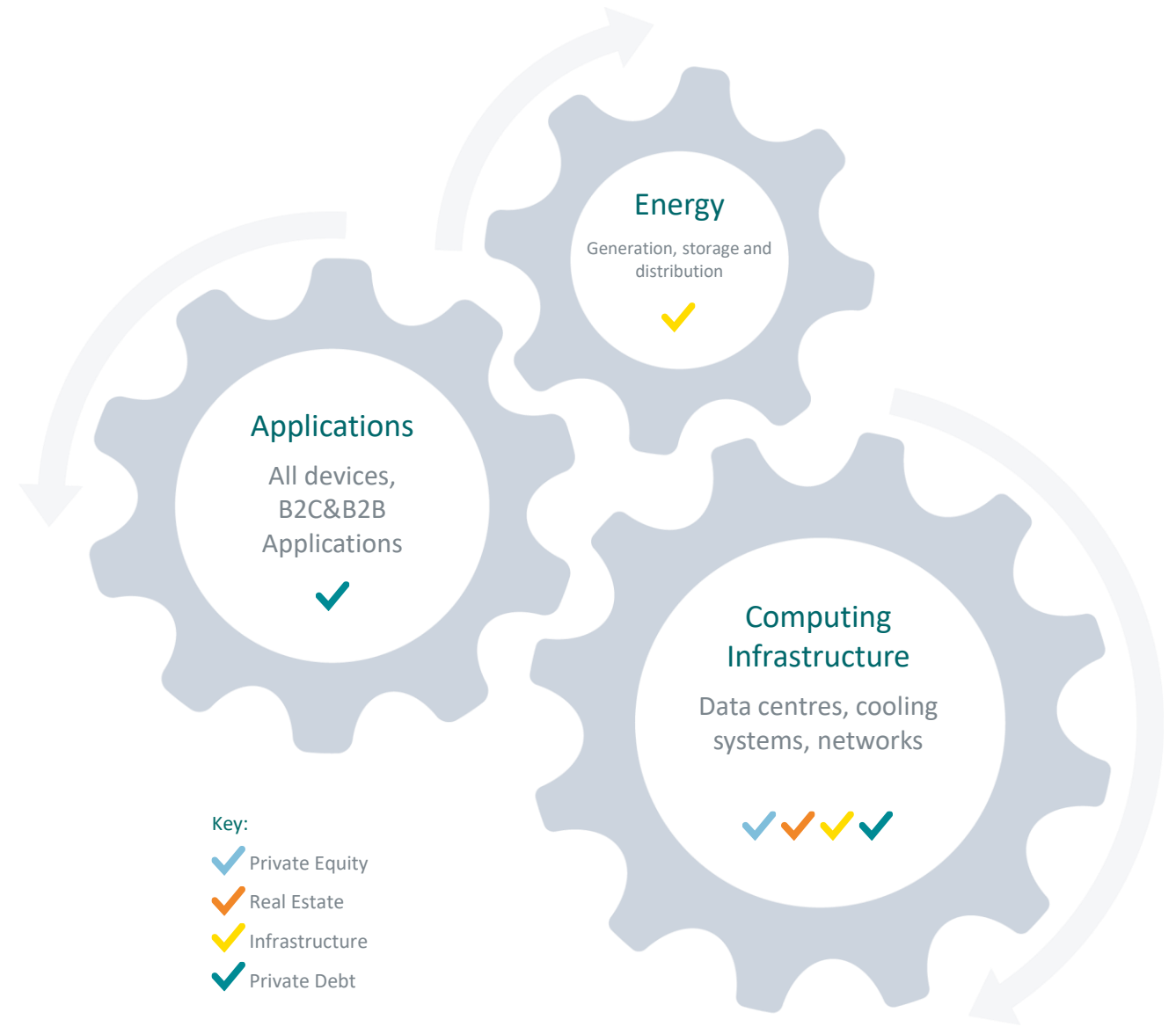
Rolling One-Year Horizon IRRs (%)



Source: Preqin Pro, 11.2024. Past performance is not a reliable indicator of future returns.
IRR = Internal rate of return

2025 & beyond: financing the future

In the coming years we expect Alternatives to be a vital source of funding for large-scale economic changes, such as building infrastructure and advancing AI-driven technologies.



Source: Blackrock Private markets outlook 2025. For illustrative purposes only. The set of examples for each category is not comprehensive.



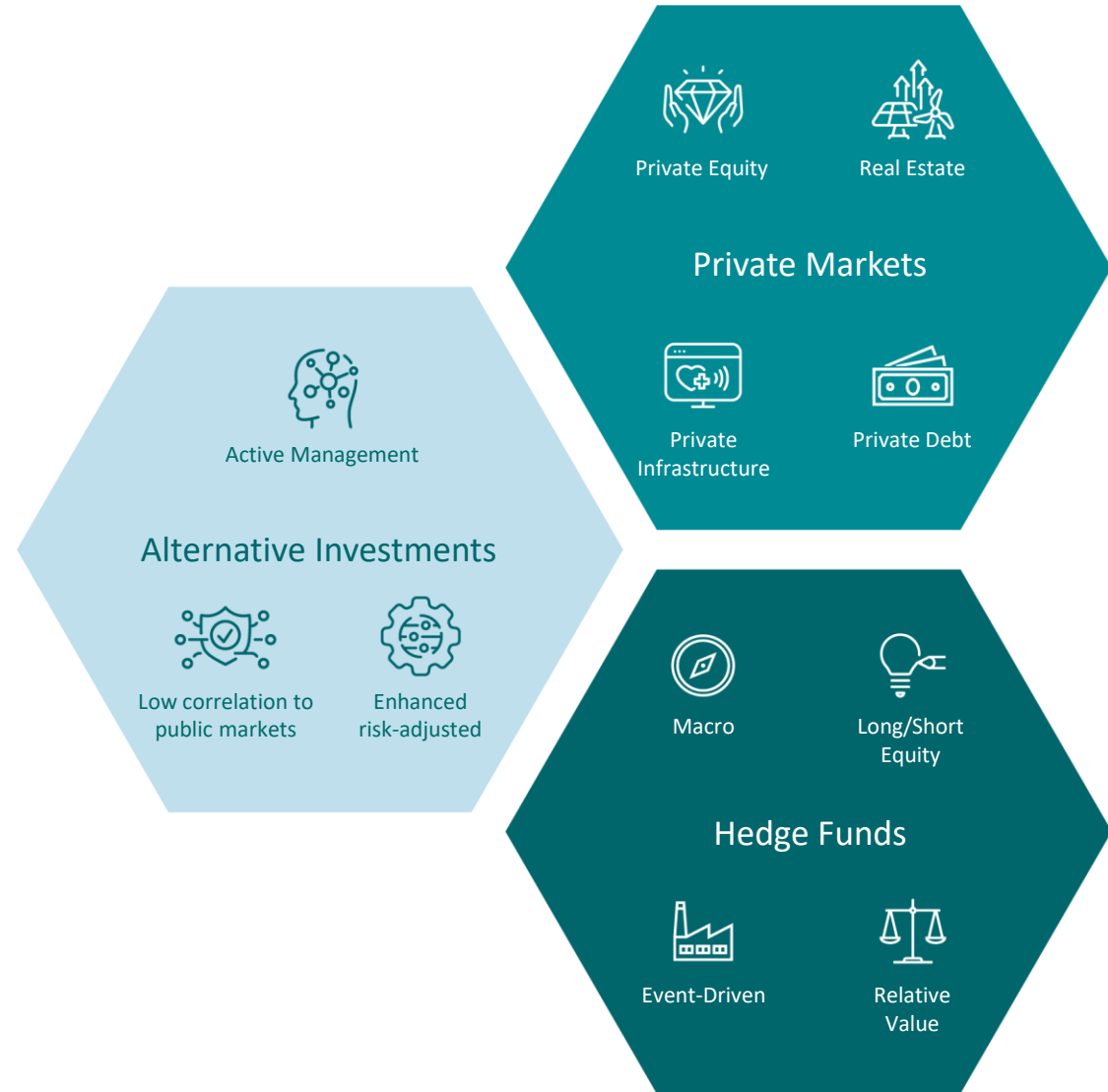
QUINTET
PRIVATE BANK

INTRODUCTION

Understanding Alternative Investments

Alternative investments refer to investment options **beyond traditional equities and bonds**.

The alternative investment space has rapidly developed in recent years, with an annual growth rate of roughly 10%. One reason was the search for yield in the low-yield environment, prior to the pandemic related inflation spike and rate hikes, and the search for **uncorrelated exposures** relative to traditional stocks and bonds.

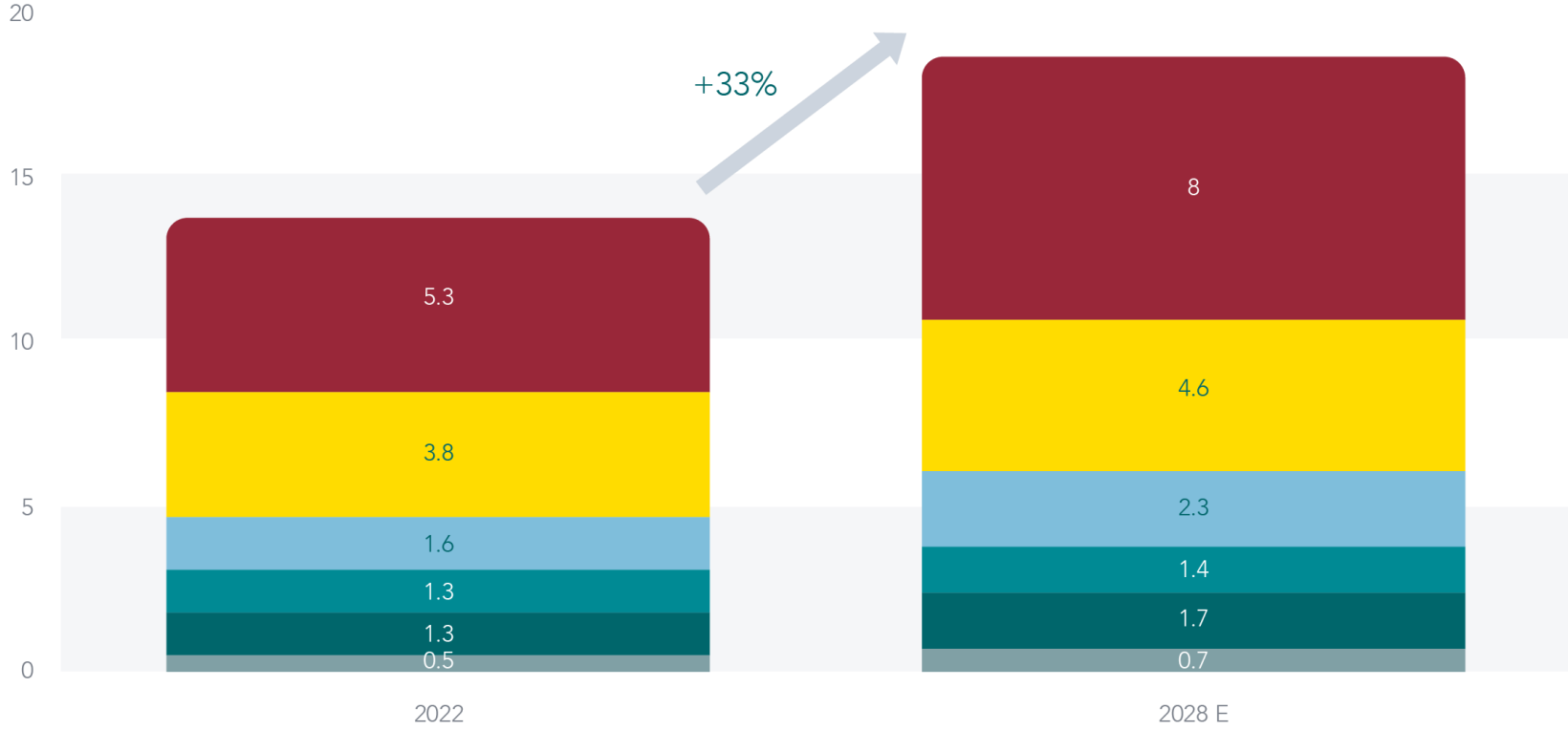


An expanding sector

Twenty years ago, alternative investments accounted for \$4.8 trillion, representing 6% of global assets under management (AUM), with Hedge Funds making up the majority of that allocation.

Today, alternatives have grown significantly, reaching \$22 trillion in AUM, or 15% of the global total, with Private Equity being the largest asset class. AUM of alternatives are expected to grow to \$29 trillion by 2029.

Base-case AUM (\$Tr) forecast by asset class



- Key:
- Secondaries
 - Private Debt
 - Real Assets
 - Venture Capital
 - Real Estate
 - Private Equity

Source: In-house research, Pitchbook Analyst Note, May 2024. Past performance is not a reliable indicator of future returns.



QUINTET
PRIVATE BANK

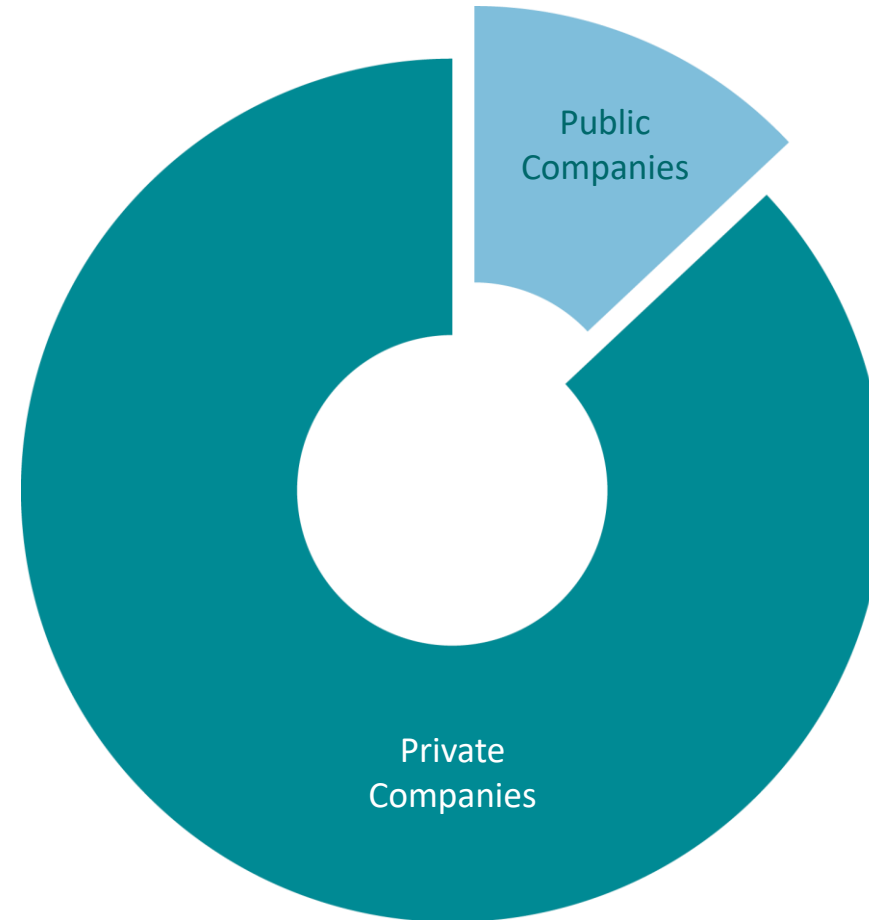
PRIVATE MARKETS

Private Markets: seize the opportunity

Today, private markets offer a **greater opportunity set**. Of all the companies with over US\$100 million in revenues, 87% of them are private, and they are typically remaining private for longer periods.

Besides, private markets tend to have **lower correlations** with traditional public markets, potentially reducing overall risk.

Share of public and private companies in the US with revenue greater than \$100 million



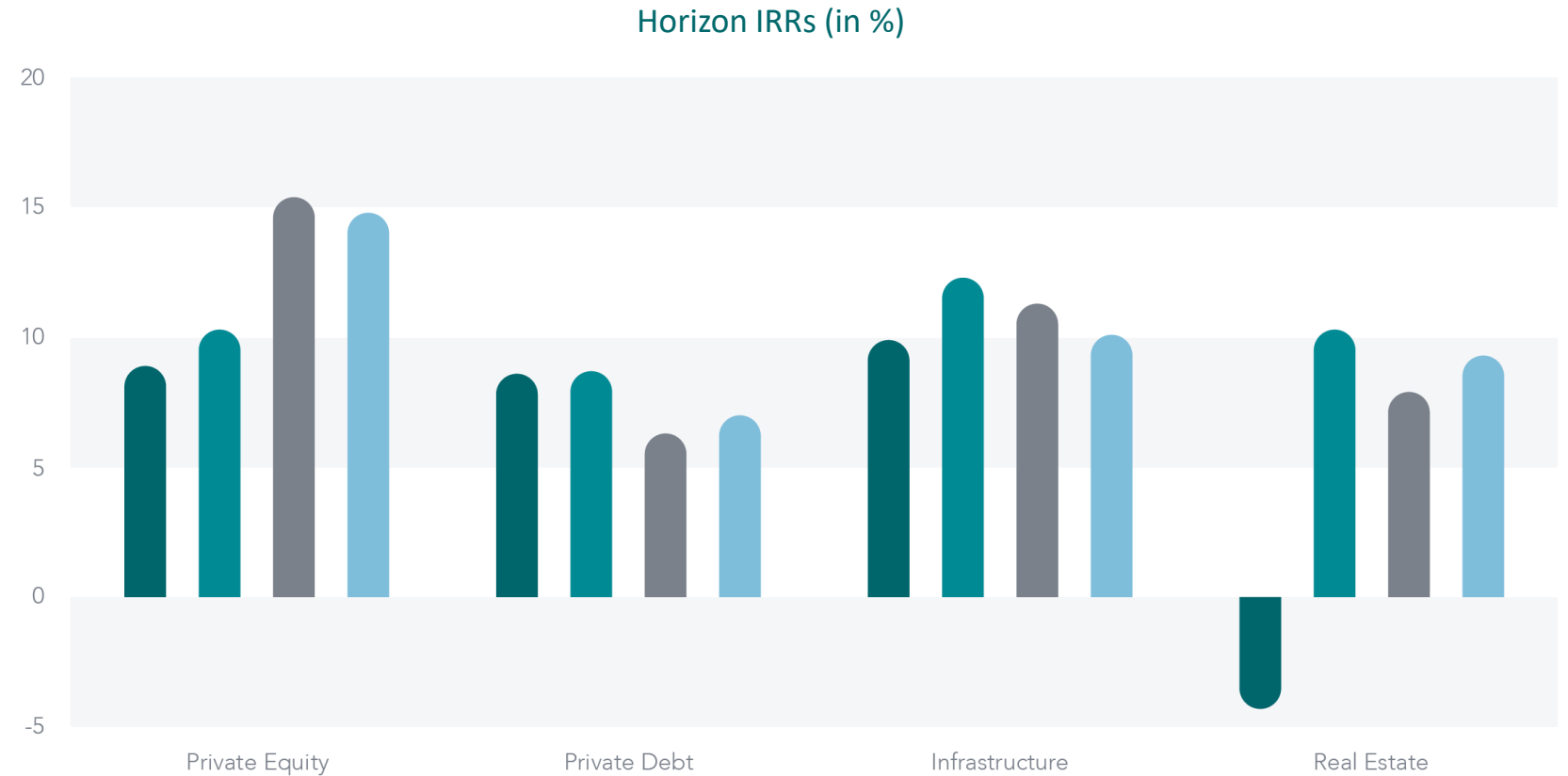
Source: In-house research, Apollo, 2024. For illustrative purposes only.

Private Markets are a long-term commitment

Based on historical returns, Private Markets remain attractive over the long run, partly due to their ability to unlock value through long-term commitment.

Key:

- 1 year to Mar 2024
- 3 years to Mar 2024
- 5 years to Mar 2024
- 10 years to Mar 2024



Source: Preqin, 11.2024. Past performance is not a reliable indicator of future returns.
IRR = Internal rate of return

Prioritising experience and financial prudence

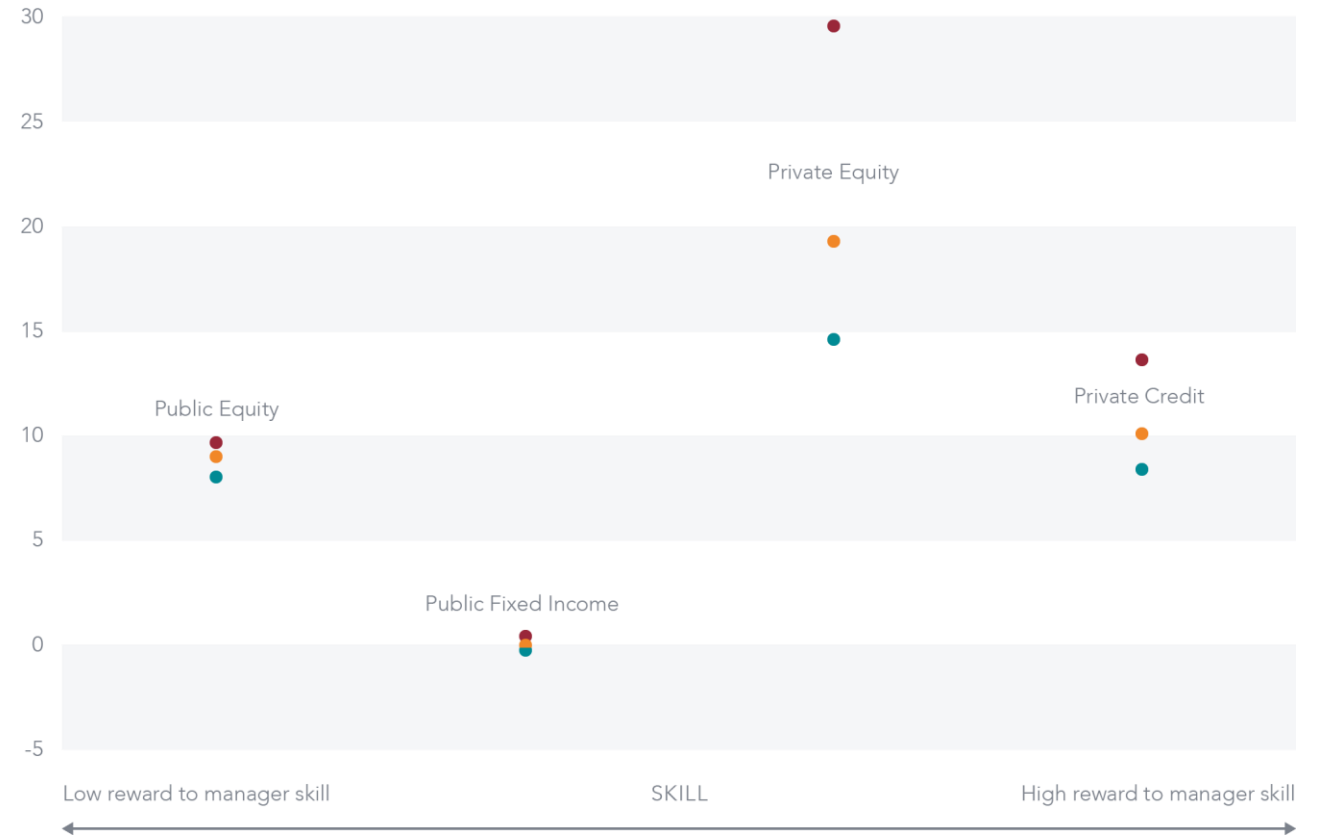
Our strategy:

- Select **experienced fund managers** with a proven track record of delivering strong results.
- We believe opportunities remain in **higher-quality** and **lower leveraged deals**.
- Market entry should not be timed but rather be seen as **long-term strategic allocation**.

Key:

■ Top quartile ■ Median ■ Bottom Quartile

The Range of Outcomes is Much Wider Across Private Managers than for Public Managers



Source: Blackrock, data of 04.2024. Past performance is not a reliable indicator of future returns.



QUINTET
PRIVATE BANK

BREAKDOWN BY ASSET CLASS

Private Equity: recovering from a downturn

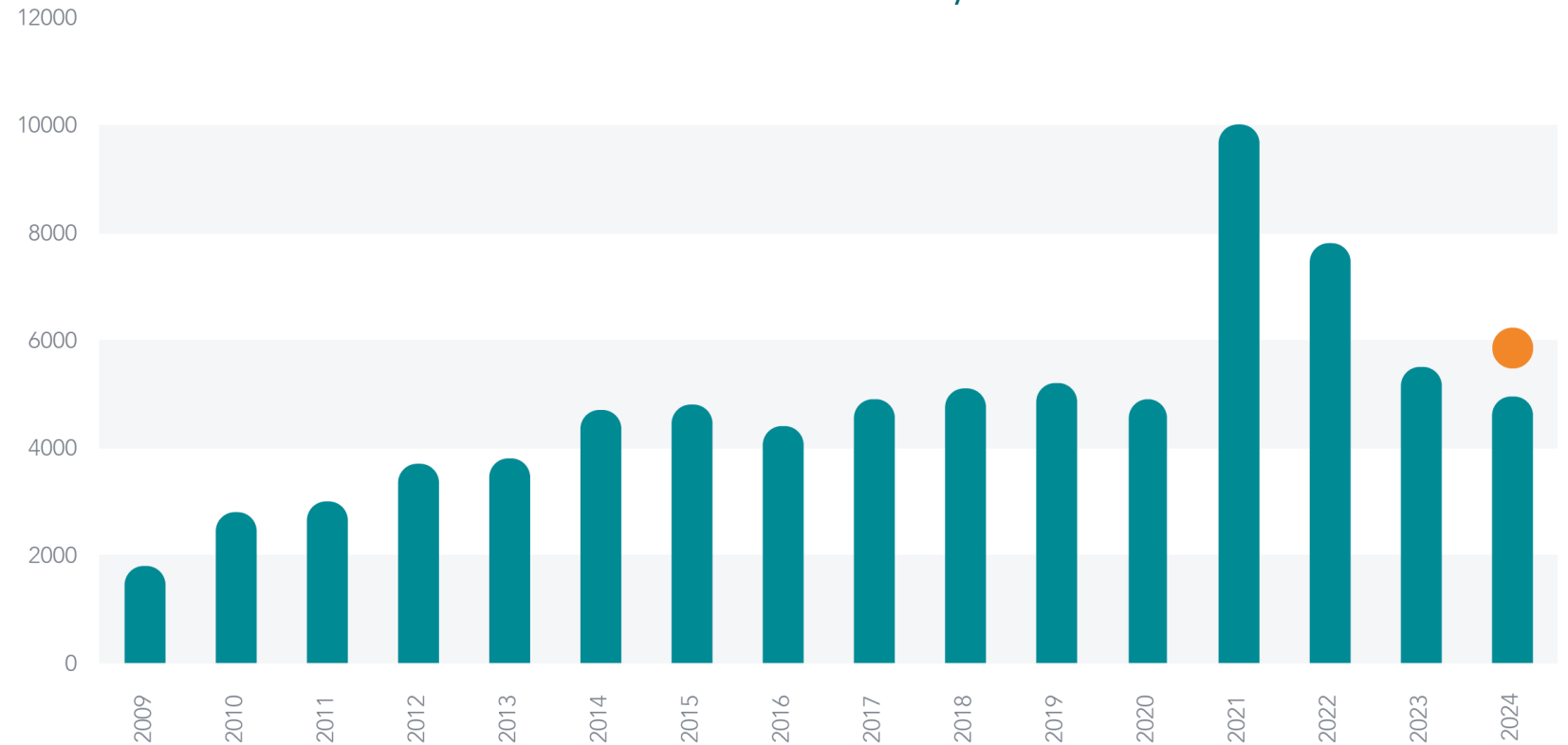
2024 dealmaking has increased by 13% compared to the same period in 2023.

A supportive regulatory environment and anticipated uptick in mergers and acquisitions (M&A) activity has led to an upward revision in US buyout return expectations and increased overall optimism about 2025 deal activity.

Key:

■ Estimated deal count YE

US PE Deal Activity



Source: Albourne Q4 2024. Past performance is not a reliable indicator of future returns.

Private Equity: long-term value

Our strategy: we maintain a positive long-term view on private equity and see conditions improving and liquidity returning in 2025.

Declining interest rates and reduced cost pressures should decrease borrowing costs and strengthen cash flows, leading to higher multiples.



High Absolute Returns



Diversification



Liquidity Premium



Higher Risk-Adjusted Returns



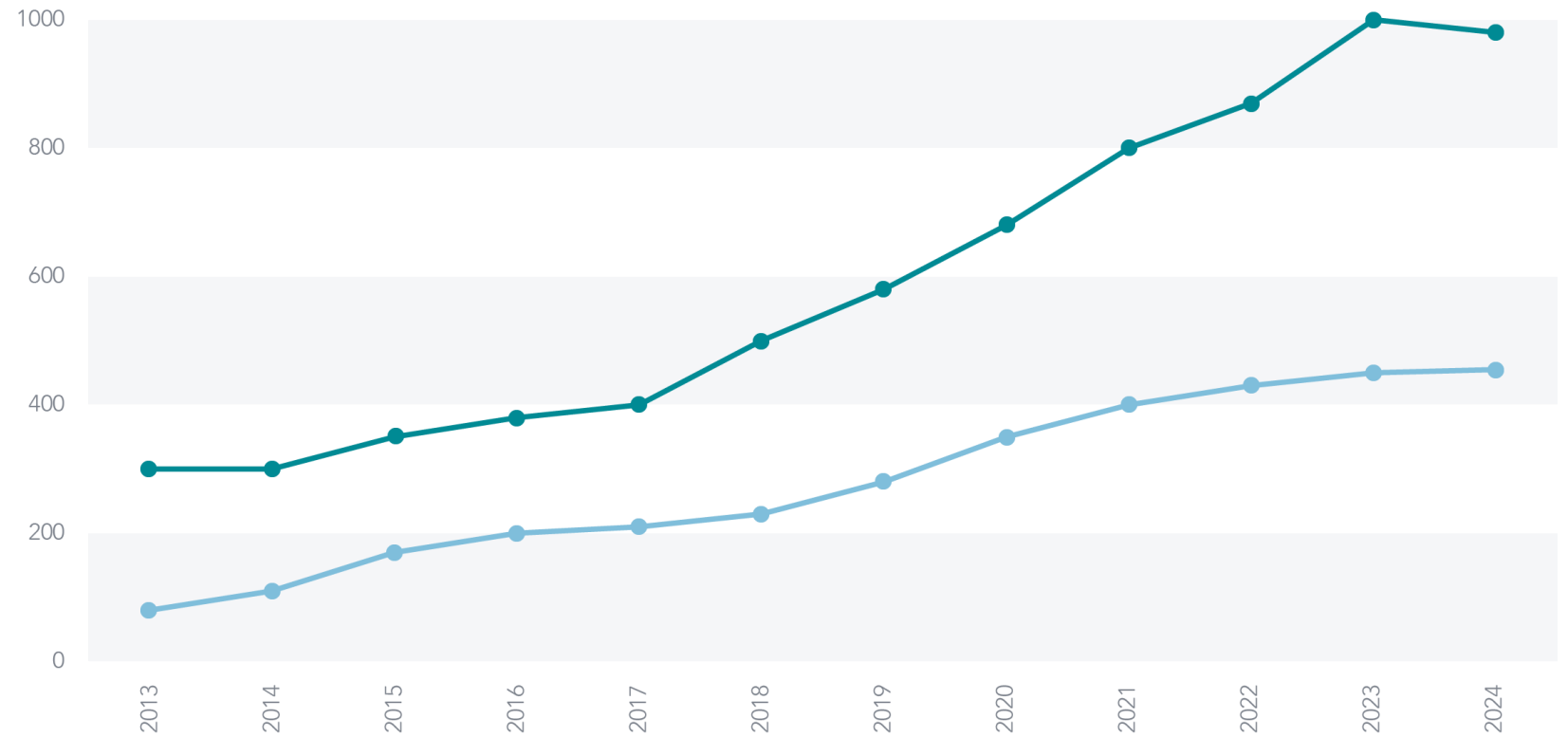
Additional Levers

Private Credit surge

Private Credit again experienced stronger demand in 2024 as a significant source of capital for acquisition financing and growth capital.

We anticipate this market [will continue to expand](#) as lower interest rates should stimulate M&A transactions and drive dealmaking in private credit.

Private Credit - AUM Evolution (\$bn)



Source: Albourne Q4 2024. Past performance is not a reliable indicator of future returns.

Key:

■ North America

■ Europe

Private Credit in high demand

Our strategy: we maintain our **positive view** on private debt into 2025.

High borrowing demand and limited traditional liquidity have improved private lenders' financing terms and increased focus on lender protection.

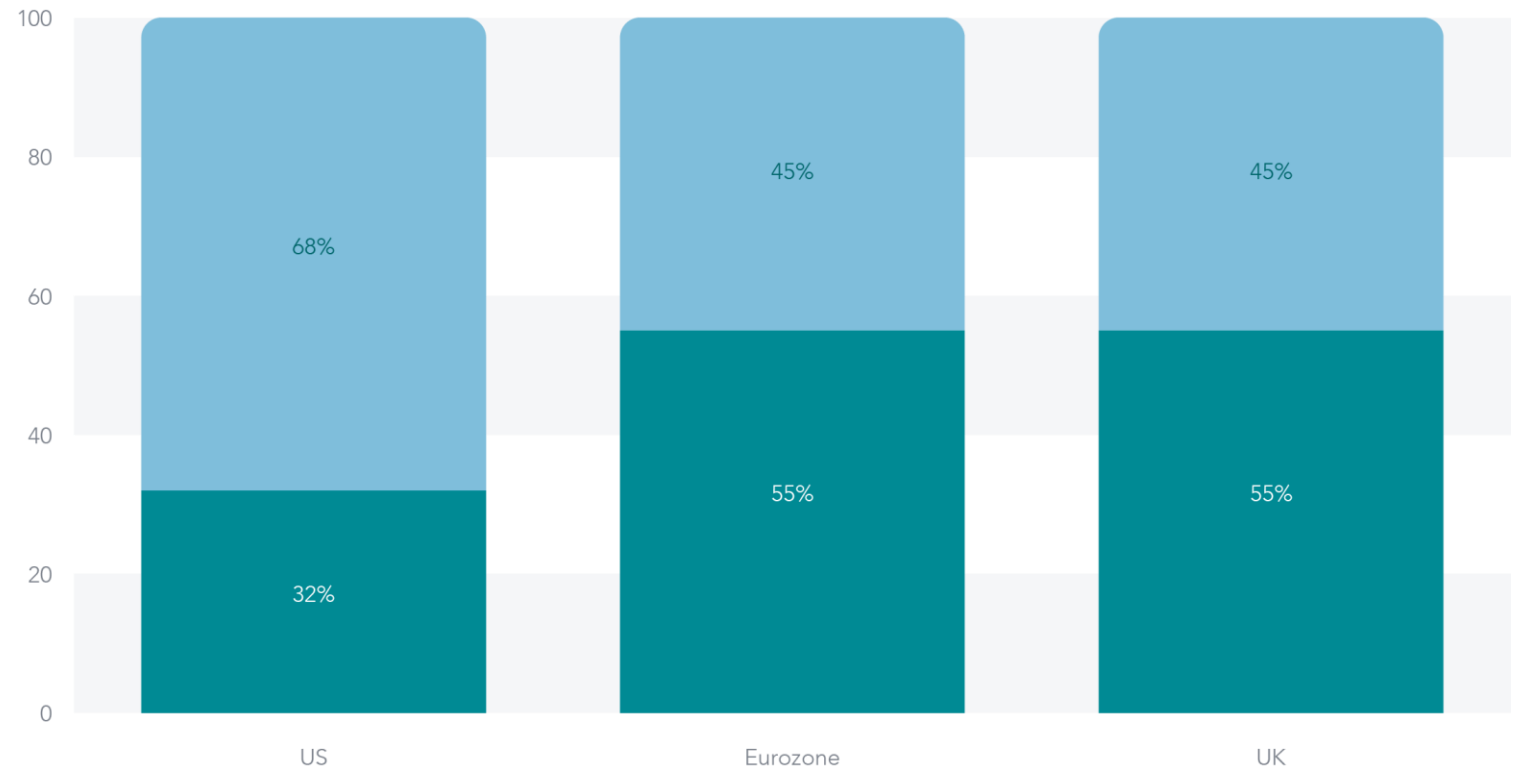
The lack of traditional capital is pushing strong businesses, typically funded through public markets, to seek private credit instead.

Key:

■ Banks

■ Non-Banks

% of Credit to Private Corporations via Bank vs. Private Financing



Source: Albourne, Q4 2024

Improvement in fundraising for Private Infrastructure

We are seeing an improvement in the infrastructure deal market and fundraising.

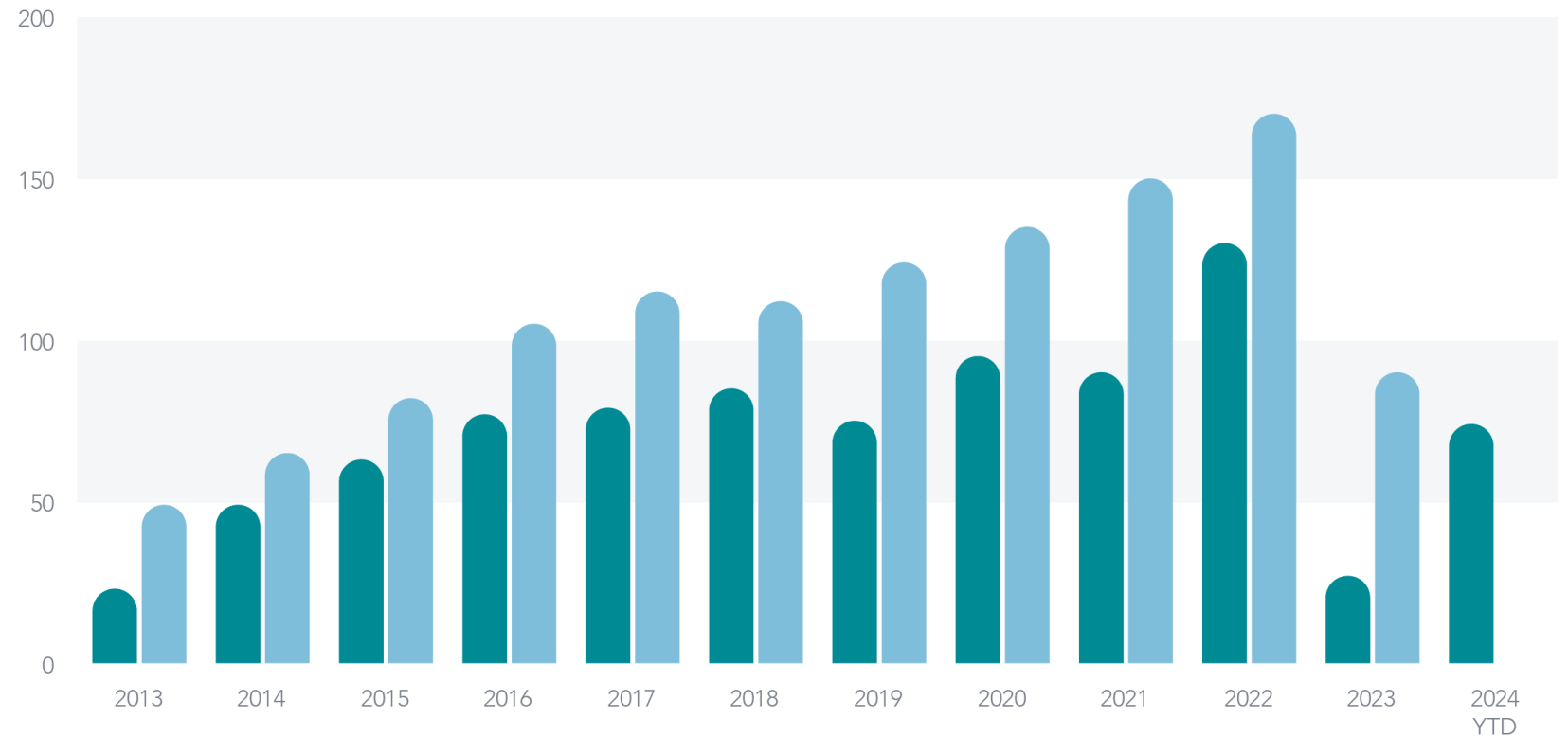
In the first three quarters of 2024, the infrastructure industry raised over USD 70 billion, 150% higher than what was raised in the same period in 2023.

Key:

■ Q1-Q3

■ Q4

Private Infrastructure fundraising (\$bn)

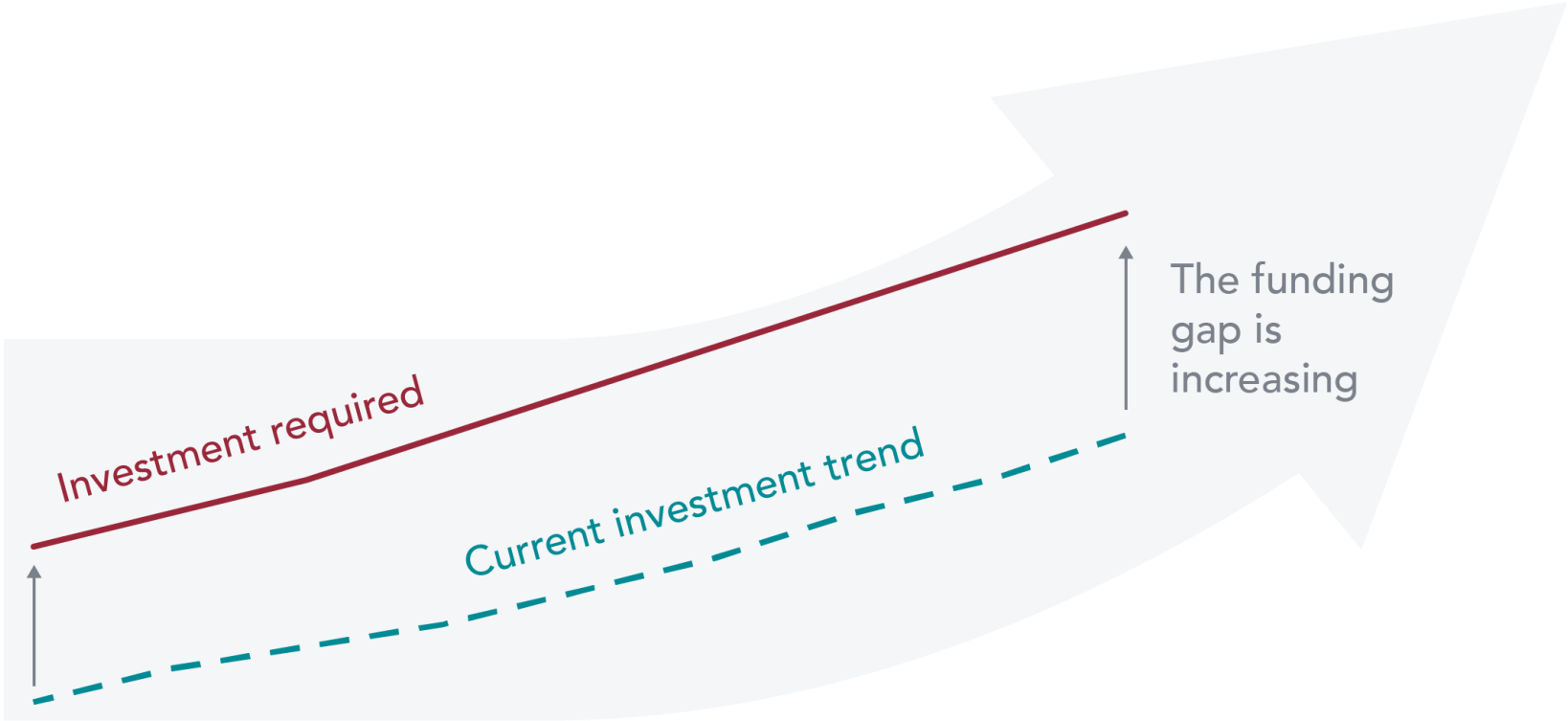


Source: UBS 2025 Outlook

The infrastructure funding shortfall

By 2040, worldwide infrastructure spending need is estimated to reach \$97 trillion. The funding gap is expected to be \$15 trillion.

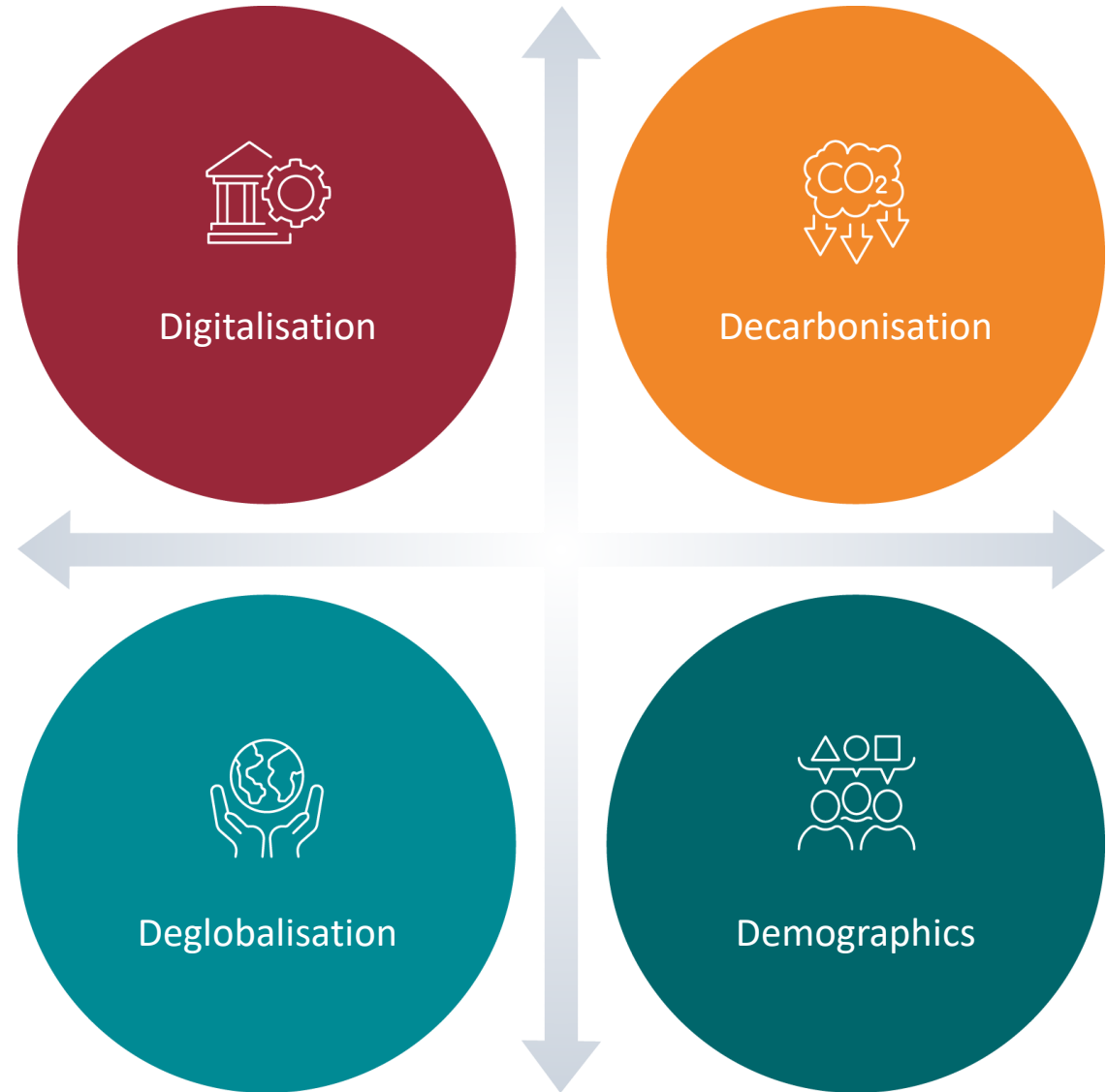
This creates an opportunity for private capital to step in and fill the gap in the form of private infrastructure engagement.



Source: Global Infrastructure Outlook, A G20 Initiative, 2024

Key trends shaping Private Infrastructure

Our strategy: we maintain a positive view of private infrastructure as an asset class with a broad opportunity set in future proven trends like Decarbonisation, Deglobalisation, Digitisation, and Demographics.



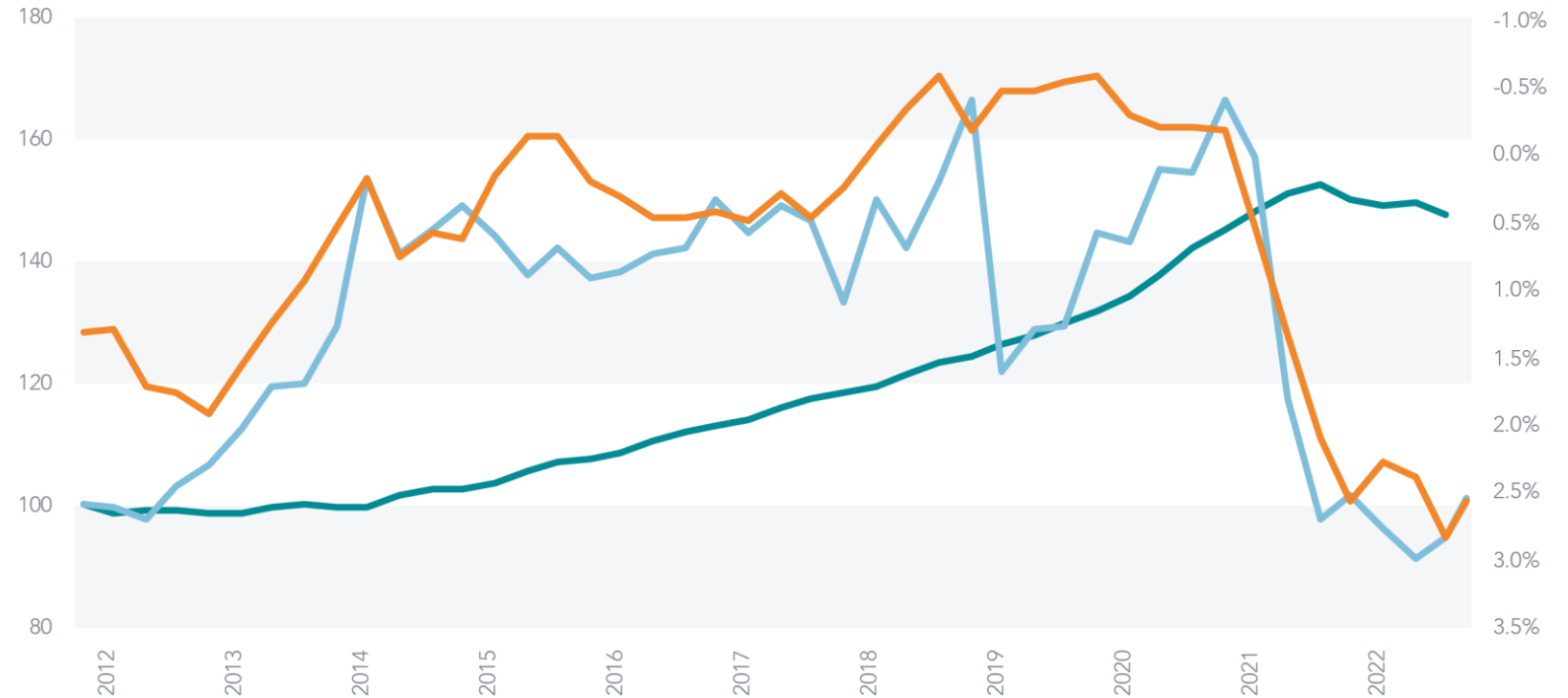
Private Real Estate: long-term resilience

Short-term performance was dominated by lower deal volume and higher bid-ask spreads between buyers and sellers. However, long-term performance remained intact, reiterating the long-term nature of private markets.

Key:

- Housing Price Index (LHS)
- EPRA Index (LHS)
- 10-Year German Yield (RHS, inverted)

Eurozone Housing Price Index,
European Public Real Estate (EPRA) Index
& 10-Year German Yield (%)



Source: In-house research, Eurostat, Bloomberg. Past performance is not a reliable indicator of future returns. Prices rebased to 100 as of 1 January 2012.

Private Real Estate driven by interest rates and the economy

Our strategy: we maintain a **balanced view**. In 2025, the real estate market is expected to present a variety of scenarios, depending on specific sectors and deals.

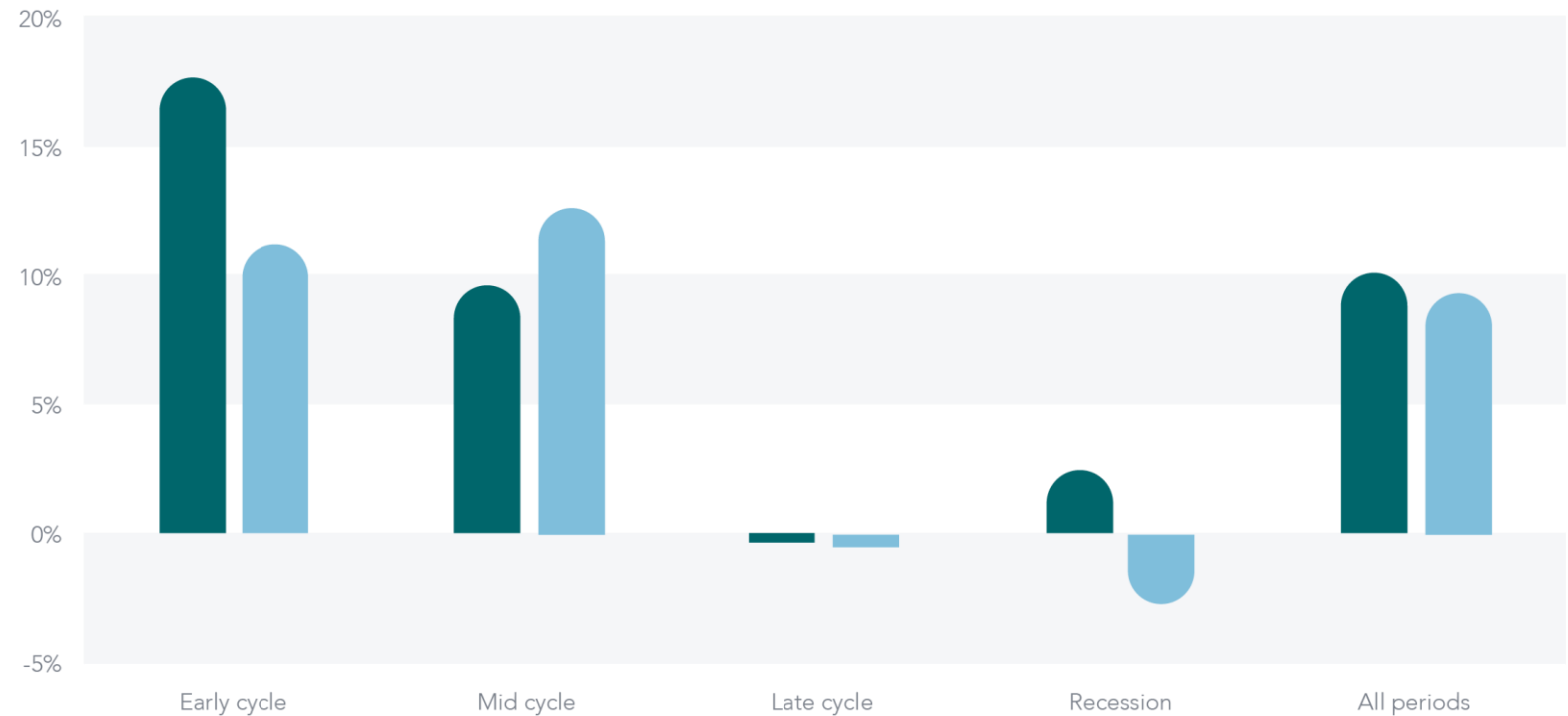
We believe that the end of central banks' tightening cycle should mark the **start of a good environment for private real estate** and publicly traded REITs.

Key:

■ Global REITs

■ MSCI World

Average 12-Month Forward Total Returns
(January 2000 - December 2022)



Source: In-house research, Thomson Reuters Datastream, Cohen & Steers, Bloomberg. Past performance is not a reliable indicator of future returns.



QUINTET
PRIVATE BANK

MULTI-ASSET SOLUTION

Advantages of Multi-Private Asset approach



Adjustability

Flexible adaption through active portfolio management across the different asset classes.



Potential

Broader opportunity set compared to public markets.



Diversification

Spreading investments across various asset classes allows investors to reduce risk and increase the potential for returns.



Regular cashflow

Investing in a mix of assets permits producing regular income from multiple sources.



Holistic approach

Multi-asset investing helps investors build more robust, well-understood portfolios.



Inflation protection

Multi-asset funds hedge inflation by offering real assets, inflation-linked income, and long-term capital appreciation.



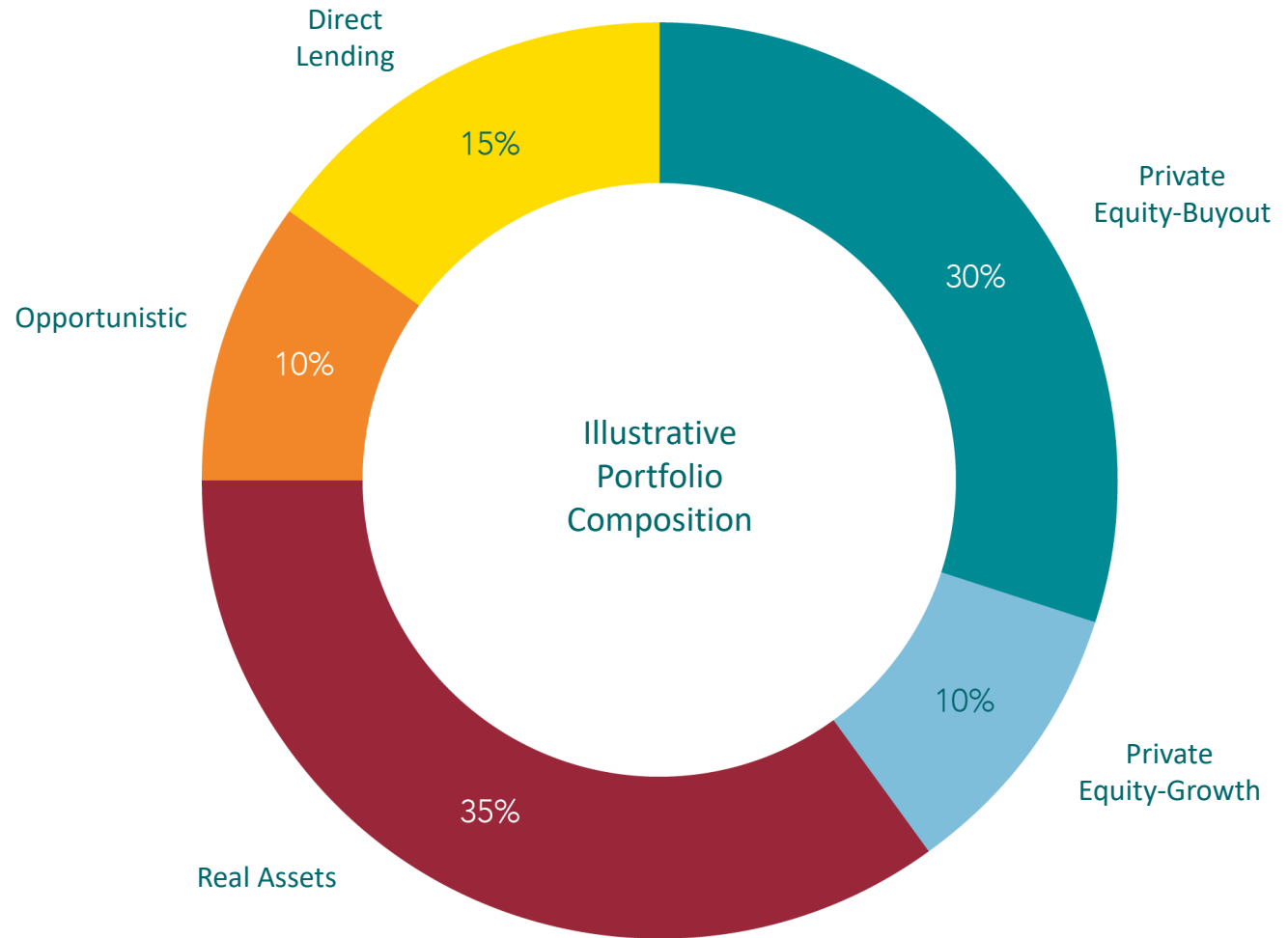
Capital gains

Investing in private market offers capital gains through asset appreciation, business growth, and strategic asset sales.

The Case for Multi-Private Asset solutions

A multi-alternative approach enhances **portfolio resilience** by integrating a broad spectrum of private market asset classes.

Diversification across investments that behave differently in various market conditions helps mitigate risk, while access to a wider range of opportunities expands the investible universe and future-proofs portfolios.



Source: In-house research, Apollo, 2024. For illustrative purposes only.

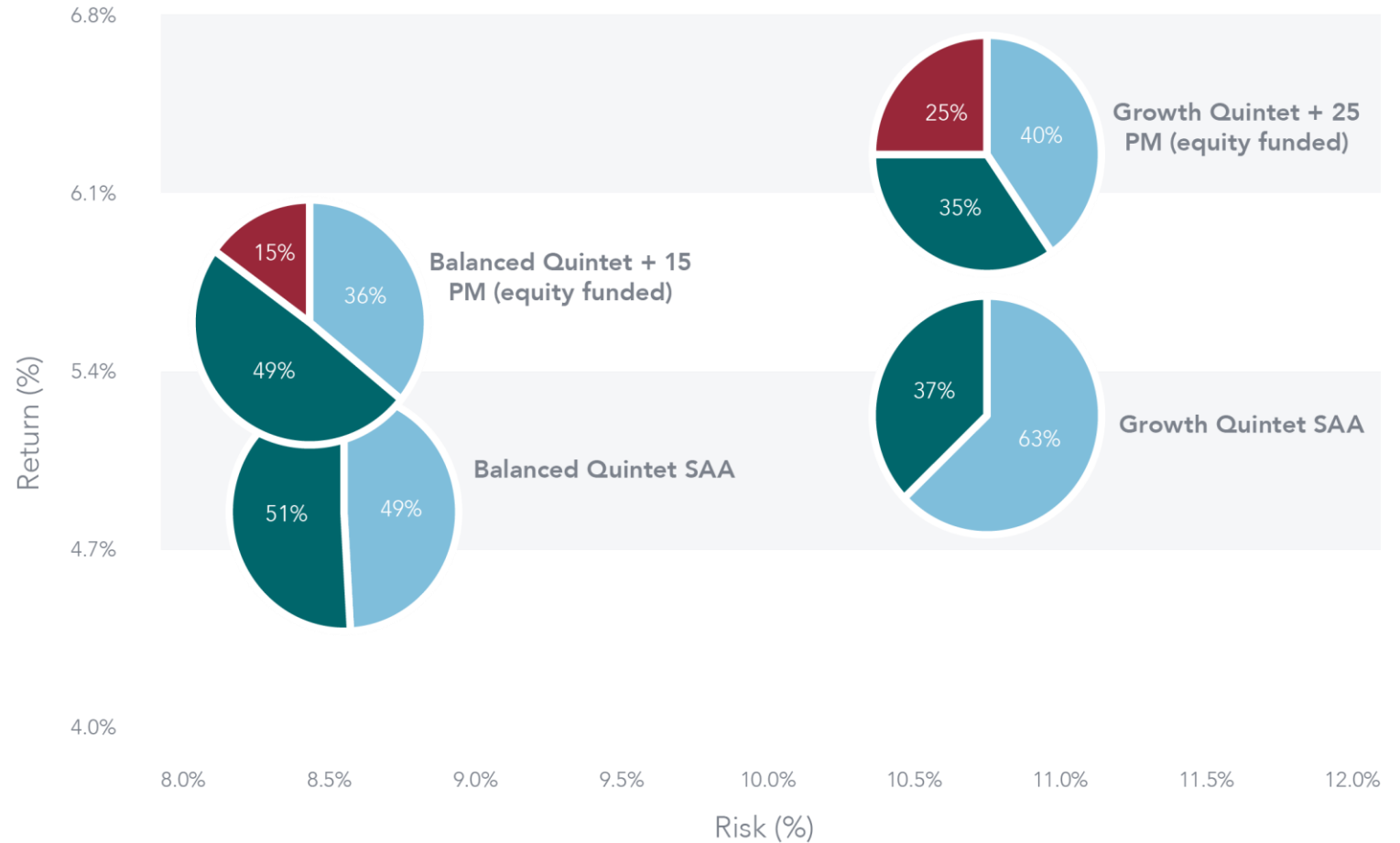
Strategic Asset Allocation with Private Markets

Our strategy for advised clients: we guide to a sensible portfolio optimisation with a 15% target allocation for Balanced profiles and 25% for Growth profiles.

Depending on the risk appetite and liquidity preference, the overall portfolio return can be improved, or the risk can be reduced for a similar return outcome.

Key:

- Private Markets
- Equity
- Fixed Income



Source: In-house research, Apollo, 2024. For illustrative purposes only. SAA = strategic asset allocation.



QUINTET
PRIVATE BANK

HEDGE FUNDS

HEDGE FUNDS

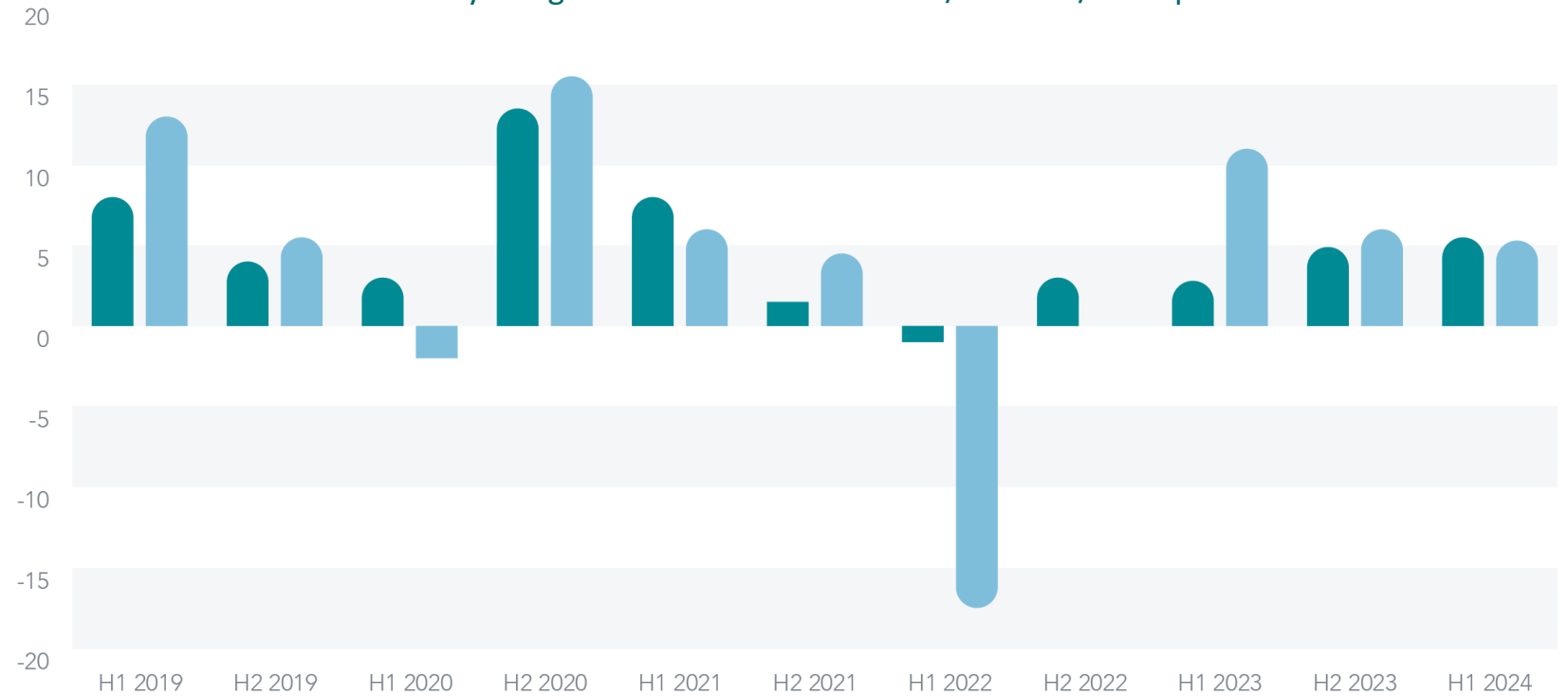
Hedge Funds: effective diversifier

Hedge funds deliver risk-adjusted performance that provides investors with diversification benefits, even during challenging macroeconomic environments, as the performance of some HF strategies can be counter-cyclical in nature.

Key:

- Hedge Funds
- Global 60/40 stock/bond portfolio

Half-Yearly Hedge Fund Performance vs. 60/40 stock/bond portfolio



Source: Goldman Sachs Hedge Fund Market Recap & Outlook, data of Q3 2024. Past performance is not a reliable indicator of future returns.

Hedge Funds returns improve with higher rates

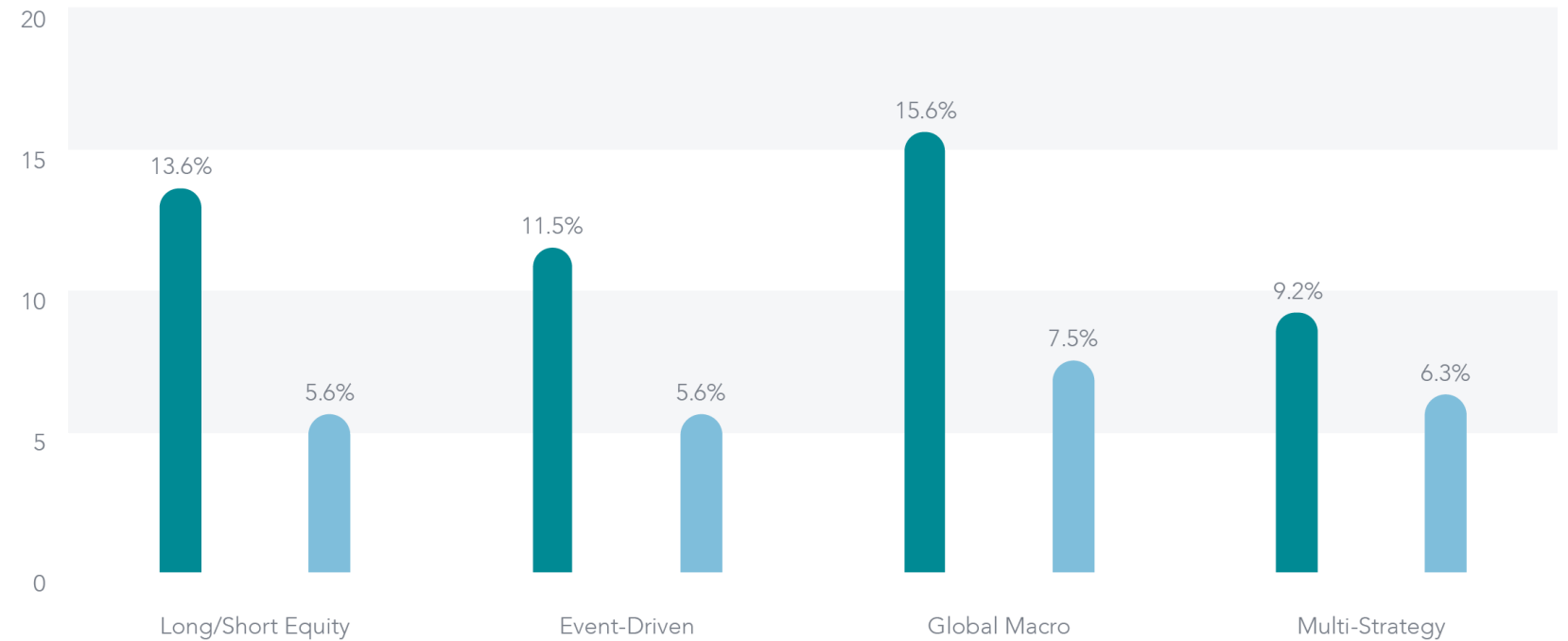
Our view: Despite central banks starting to lower interest rates, we anticipate that the peak rate will remain significantly higher than the levels seen in 2020, potentially sustaining a **favourable environment for Hedge Funds**.

Key:

■ Risk-free rates >2%

■ Risk-free rates <0.5%

Hedge Funds perform better in higher risk-free rate environments



Source: Blackrock report "Hedge Fund Opportunities", 2023. Past performance is not a reliable indicator of future returns.

Contributors

Investment Strategy

Daniele Antonucci
Co-Head of Investment &
Chief Investment Officer

Asset Class Research & Asset Allocation

Raphael Drescher
Head of Alternatives

Amin Obeidi
Senior Alternative Investments Specialist

Vladislava Cicchelli
Alternative Investments Specialist

Dennis Jung
Asset Allocation Strategist

Portfolio Management

Warren Hastings
Co-Head of Investment &
Head of Portfolio Management

Disclaimer



This document is designed as marketing material. This document has been composed by Quintet Private Bank (Europe) S.A., a public limited liability company (société anonyme) incorporated under the laws of the Grand Duchy of Luxembourg, registered with the Luxembourg trade and company register under number B 6.395 and having its registered office at 43, Boulevard Royal, L-2955 Luxembourg ("Quintet"). Quintet is supervised by the CSSF (Commission de Surveillance du Secteur Financier) and the ECB (European Central Bank).

This document is for information purposes only, does not constitute individual (investment or tax) advice and investment decisions must not be based merely on this document. Whenever this document mentions a product, service or advice, it should be considered only as an indication or summary and cannot be seen as complete or fully accurate. All (investment or tax) decisions based on this information are for your own expense and for your own risk. You should (have) assess(ed) whether the product or service is suitable for your situation. Quintet and its employees cannot be held liable for any loss or damage arising out of the use of (any part of) this document.

The contents of this document are based on publicly available information and/or sources which we deem trustworthy. Although reasonable care has been employed to publish data and information as truthfully and correctly as possible, we cannot accept any liability for the contents of this document.

Investing involves risks and the value of investments may go up or down. Past performance is no indication of future performance. Any projections and forecasts are based on a certain number of suppositions and assumptions concerning the current and future market conditions and there is no guarantee that the expected result will ultimately be achieved. Currency fluctuations may influence your returns.

The information included is subject to change and Quintet has no obligation after the date of publication of the text to update or inform the information accordingly. The presentation includes both this text and any presentation thereof, including any additional comments made. In case of any discrepancies, the text of this document will prevail.

This is a non-independent research and it has not been prepared in accordance with legal requirements designed to promote the independence of investment research, and that it is not subject to any prohibition on dealing ahead of the dissemination of investment research.

All copyrights and trademarks regarding this document are held by Quintet, unless expressly stated otherwise. You are not allowed to copy, duplicate in any form or redistribute or use in any way the contents of this document, completely or partially, without the prior explicit and written approval of Quintet. See the privacy notice on our website for how your personal data is used (<https://group.quintet.com/en-gb/gdpr>).